



MASAN MEATLIFE CORPORATION

10th Floor, Central Plaza, 17 Le Duan Street, Ben Nghe Ward,
District 1, Ho Chi Minh City, Vietnam

Phone: +84 28 6256 3862

Facsimile: +84 28 3827 4115

Web: <https://masanmeatlife.com.vn/>

ENGLISH TRANSLATION

VOTING PROCEDURES

AT THE 2023 ANNUAL GENERAL MEETING OF SHAREHOLDERS

MASAN MEATLIFE CORPORATION

- Pursuant to the Enterprise Law No. 59/2020/QH14 passed by the National Assembly of Vietnam on June 17, 2020;
- Pursuant to the Charter of Masan MEATLife Corporation (“**Company**”) dated 01 April 2021, as amended and supplemented from time to time.

Voting on issues at the 2023 Annual General Meeting of Shareholders on April 24, 2023 (“**AGM**” or “**General Meeting**”) is implemented directly at the venue of the General Meeting. The Vote Counting Committee would like to announce the direct voting procedures at the 2023 AGM as follows:

1. Voting procedures:

1.1. For general issues related to the procedures for conducting the General Meeting of Shareholders: voting on the vote number basis.

With regards to general issues related to the procedures for conducting the AGM such as election of the Secretariat, the Vote Counting Committee, approval of the AGM agenda, working principles, Minutes of the AGM, Shareholders or Authorized Persons shall raise his/her hand when the Chairperson asks for votes: Agree; Disagree; No Opinion. Each issue shall be approved if being agreed by a majority (more than 50%) of Shareholders and authorized person attending and voting at the meeting.

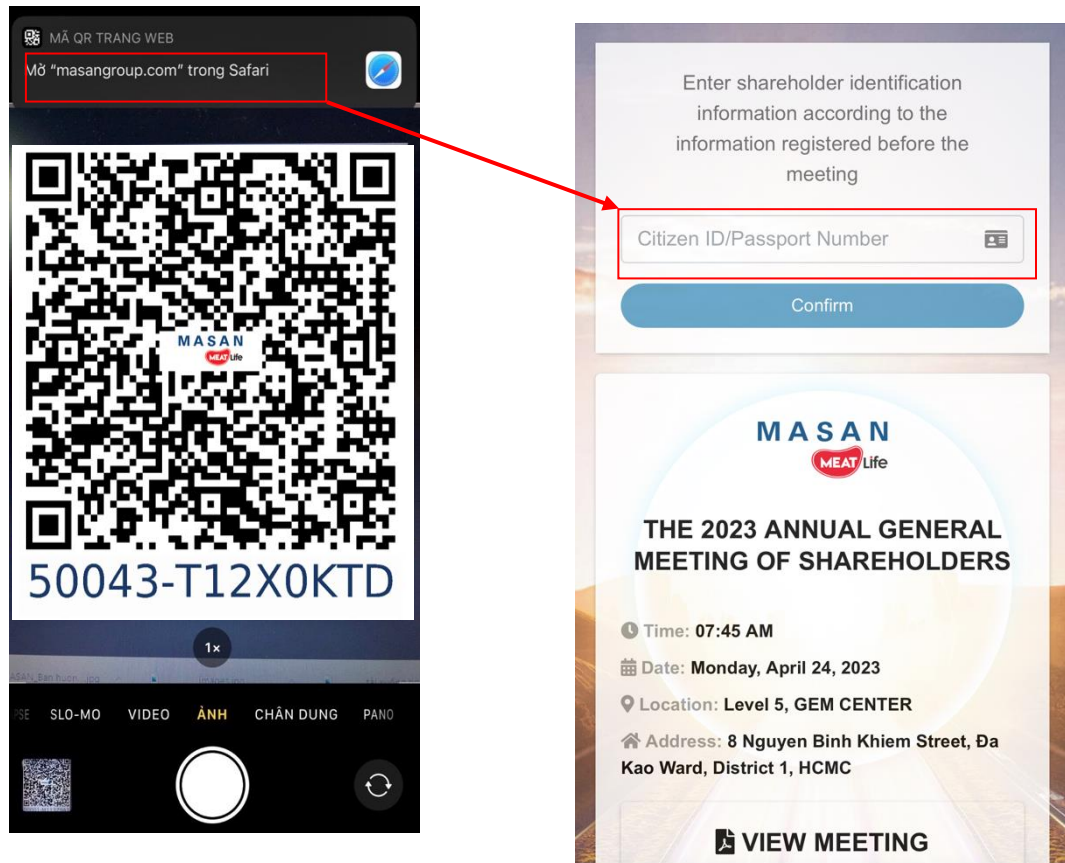
1.2. For those issues submitted to the AGM for approval at Voting Card No. 1: Voting on the number of shares basis.

With regards to the issues of Voting Card No. 1, upon completion of the in-person registration procedure at the meeting venue, Shareholders or Authorized Persons shall, directly at the AGM, conduct the vote via digital voting platform addressed at <https://dhdcd.masangroup.com/> (“**Website**”) or Shareholders can vote through the Wintel application (App) installed on his/her smartphone.

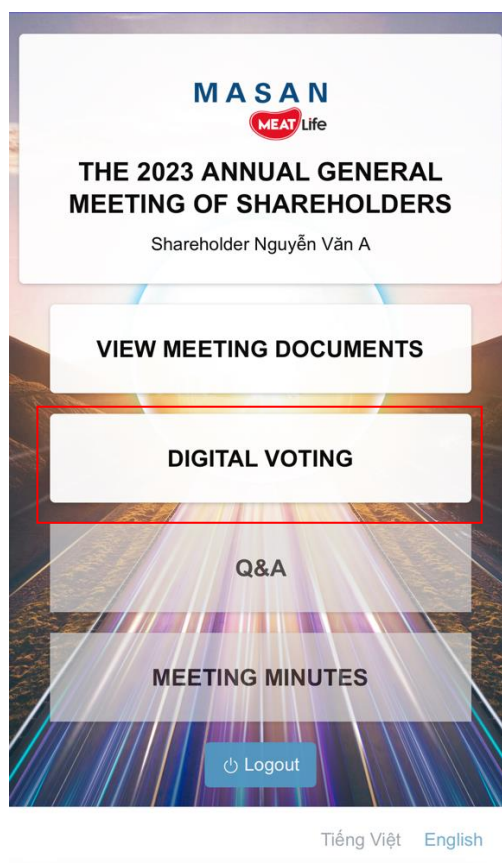
To conduct digital voting, Shareholders/ Authorized Persons need to log in to the homepage with digital voting function in one of three methods:

1.2.1. Method 1: Scan the provided QR code

The Shareholder or Authorized Person uses camera function in his/her smartphone to scan QR code which was printed on the AGM invitation or provided on registration of the meeting and clicks the pop-up link on the top corner of the screen. The screen will appear a message to enter identification information. The Shareholder or Authorized Person enters his ID number and chooses “Confirm”.

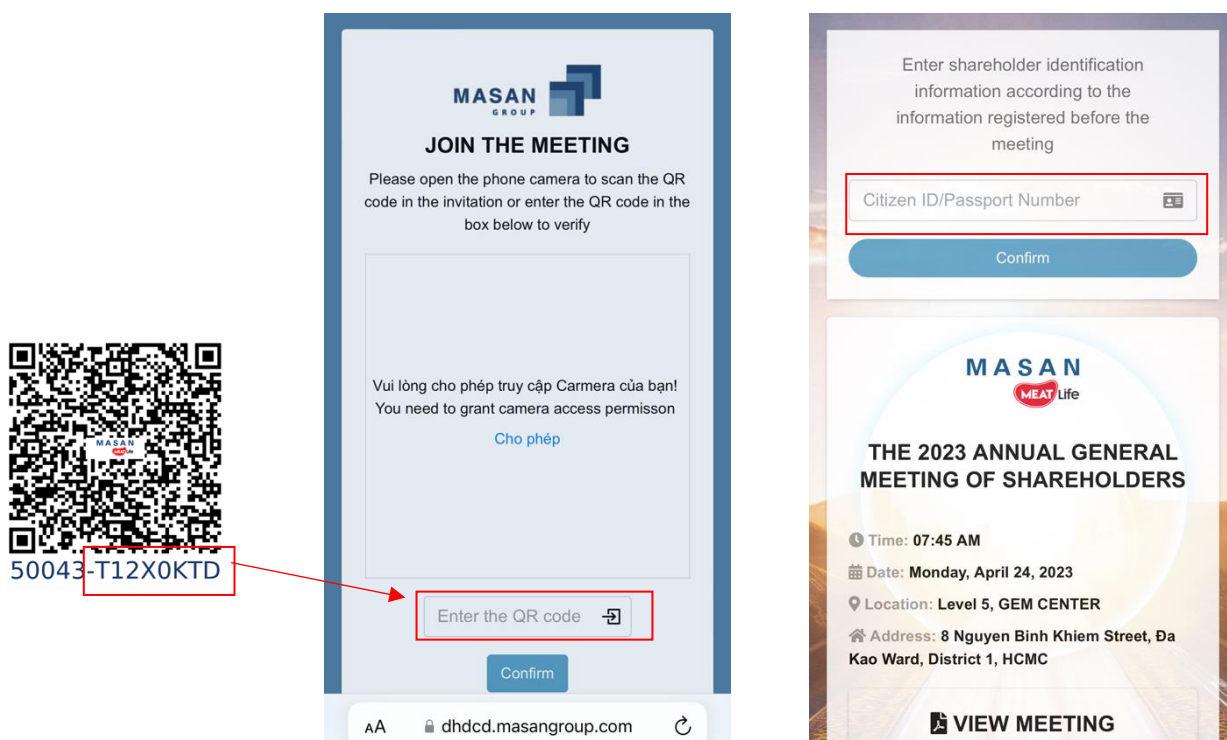


After successful confirmation, the Website will move to the home screen with digital voting function.

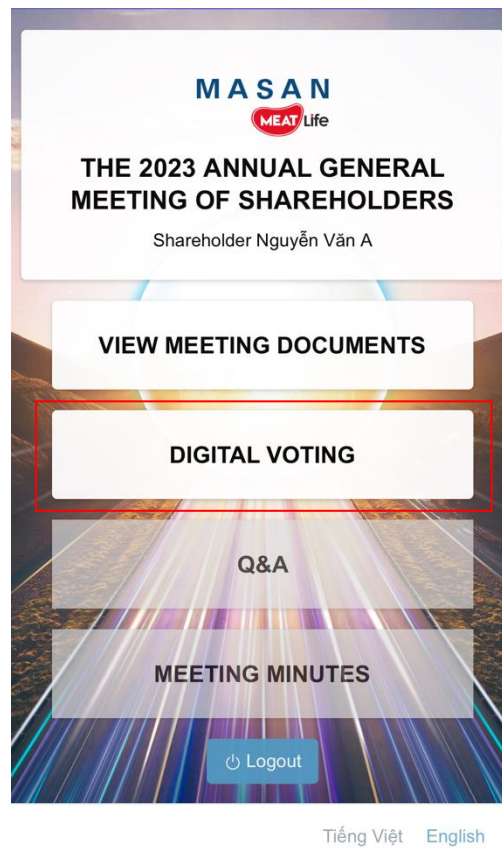


1.2.2. Method 2: Enter the link of the Website

If the camera function on the smartphone does not work to scan the QR code which was printed on the AGM invitation or provided on registration of the meeting, the Shareholder or Authorized Person types the link <https://dhdcd.masangroup.com/> to access the web browser on the smartphone at the meeting venue. The Website shall notify the Shareholder or Authorized Person to enter the serial number under the QR (the 8-digit sequence below the QR code) onto the box “Enter the QR code” and click “Confirm”. The Website shall appear the notice for filling the identification information. On the identification box, the Shareholder or Authorized Person enters his ID number and chooses “Confirm”.



Upon successful confirmation, the Website will move to the home screen with digital voting function.



1.2.3. Method 3: Use the Wintel application

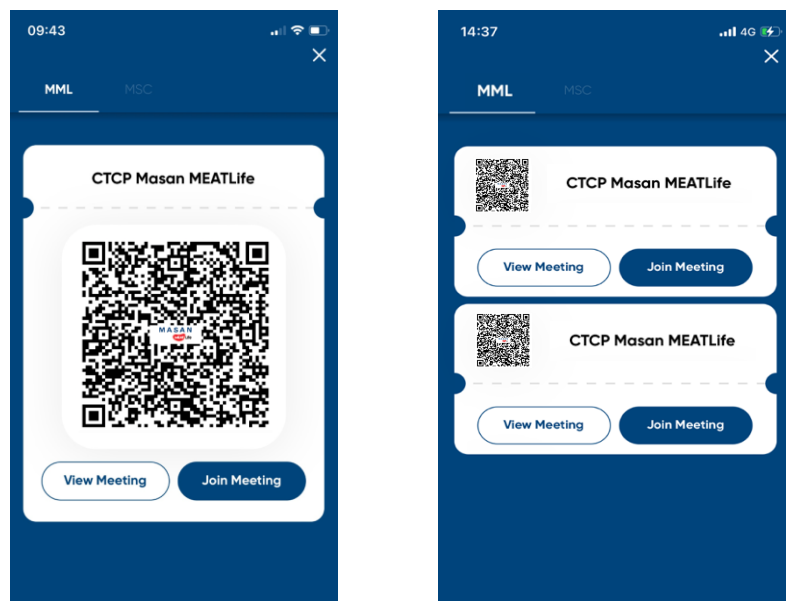
In case Shareholders have provided personal information to register to attend the AGM via Wintel App and attend in-person at the venue of the AGM, such Shareholders can use Wintel App to conduct digital voting. Shareholders open the Wintel App on their smartphone and click the “General Meeting of Shareholders” button on the lower right corner of the screen.



Then, the Wintel App will move to a screen allowing to enter the phone number that Shareholders have registered to attend the Meeting. After entering the phone number, click the “Send OTP” button, an OTP code will be sent to the phone number of the Shareholders used to register to attend the Meeting. Shareholders are responsible for keeping this OTP code in confidential to exercise their voting rights at the Meeting. At the “Enter verification code” screen, Shareholders enter the OTP received and click the “Next” button to participate in digital voting.

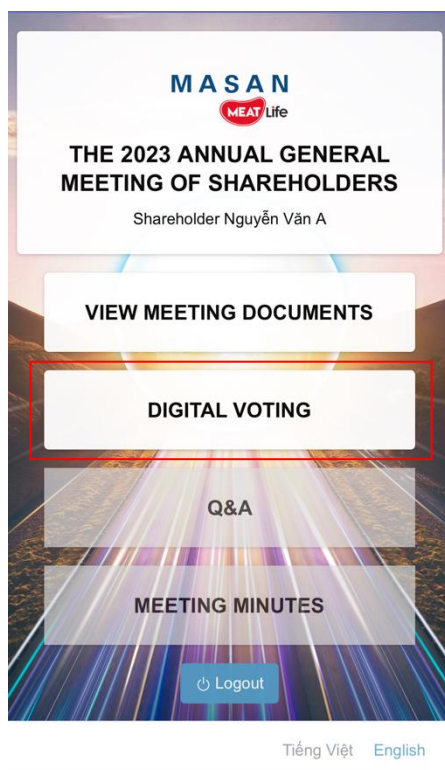
The image displays two screenshots of the Wintel App interface. The left screenshot shows the 'Enter your phone number to continue' screen. It features a back arrow at the top left, a text input field with a Vietnamese flag icon and '+84|', and a note stating 'A 6-digit OTP will be sent via SMS to verify your mobile number'. Below the input field is a 'SEND OTP' button and a numeric keypad with letters for each digit. The right screenshot shows the 'Enter verification code' screen. It has a back arrow at the top left, a title 'Enter verification code', and a message 'Verification code has been sent to *****200'. Below this is a six-digit input field with blue boxes. A 'NEXT' button is positioned below the input field, along with a link 'Didn't get OTP? Resend in 33 seconds'. A numeric keypad is also present at the bottom.

After the security code is authenticated, the QR code of Shareholders will appear on the screen.



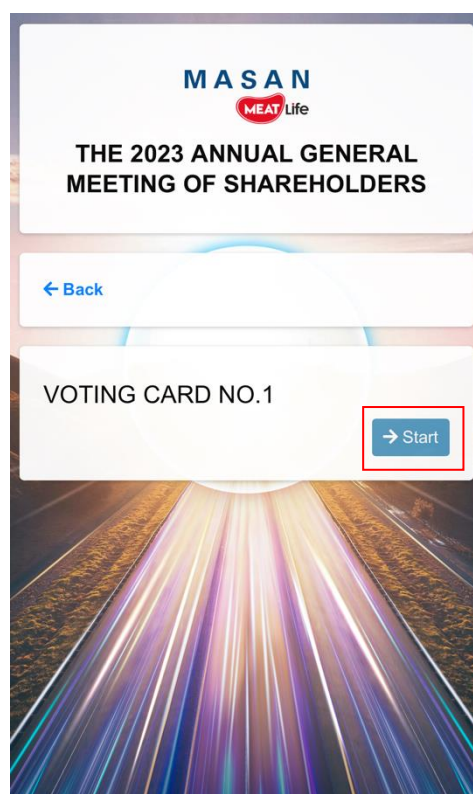
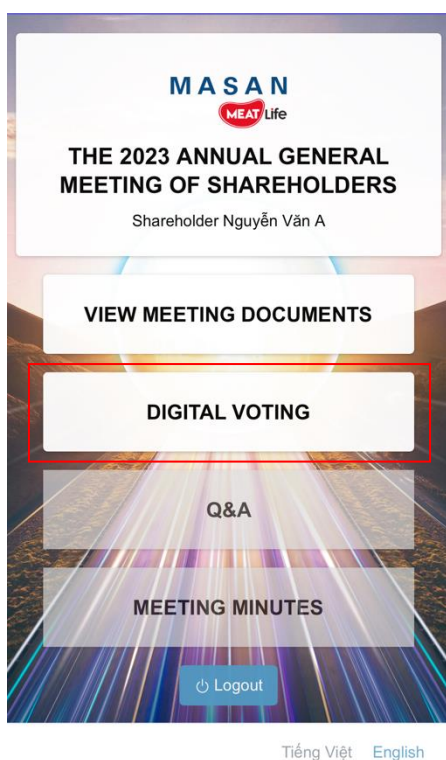
In case a Shareholder has more than one QR code, the Shareholder clicks on the “Join Meeting” button at the bottom right of each QR code to exercise their voting rights for each corresponding QR code.

After pressing the “Join Meeting” button, the screen will go to the home screen to exercise the right to vote.



1.2.4. Digital voting

At the homepage with digital voting function, the Shareholder or Authorized Person shall choose “DIGITAL VOTING”. The website will move to a screen displaying “VOTING CARD NO. 1”. On this screen, the Shareholder or Authorized Person clicks “Start” at the “VOTING CARD NO. 1” to start the voting process.



At the voting screen, Shareholders or Authorized Persons will be able to review their number of voting shares and make the voting.

- 1.2.5.** The Shareholder or Authorized Person selects **one (1)** of three (3) boxes to vote: “Agree”; “Disagree”; or “No Opinion” for each of all issues.

MASAN
MEAT Life

THE 2023 ANNUAL GENERAL MEETING OF SHAREHOLDERS

VOTING CARD NO.1

Shareholder Nguyễn Văn A
Aggregate number of vote: 455

← Back Completed 0/11

Article 1. To approve the Board of Directors' report on management and performance results of the Board of Directors in 2022.

Choose your answer

☒ Agree
☐ Disagree
☐ No Opinion

- 1.2.6.** The Shareholder or Authorized Person click “Submit results” after completing voting.

← Back Completed 2/11

Article 10. To approve the listing of bonds issued by the Company under public offerings in 2023, and the registration of private bonds in the bond trading system in accordance with the Board of Directors' proposal.

Choose your answer

☒ Agree
☐ Disagree
☐ No Opinion

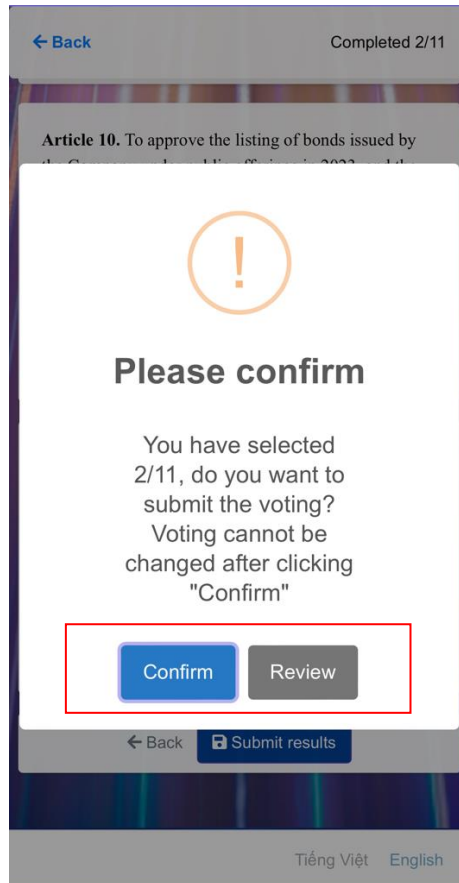
Article 11. To approve the issuance plan of new shares and plan of using proceeds in accordance with the Board of Directors' proposal.

Choose your answer

☒ Agree
☐ Disagree
☐ No Opinion

← Back Submit results

Note: The screen shall appear a notification box notifying the number of issues that you have voted to remind you to revote.



If you want to change your choices or to complete all issues or review your choices, click “Review” and redo the step 1.2.5. If you are certain for all your choices, Shareholders or Authorized Persons shall click “Confirm”. Once clicked “Confirm”, the Shareholders or Authorized Persons cannot change voting choices. Upon clicking “Confirm”, the Shareholders or Authorized Persons shall be considered as having signed and submitted your Voting Card No. 1

1.2.7. If Shareholder or Authorized Person neither submits his/her voting card nor performs the voting procedure fully or improperly as per instructions given above to complete the voting submission as determined herein above, he/she will be considered as non-voting.

2. Principles, sequences and procedures for voting, counting, making minutes of counting votes

2.1. Shareholders and Authorized Persons can vote and elect upon the approval of Meeting agenda. Voting ends when all Shareholders or Authorized Persons have completed voting, or at the end of the voting period under the voting schedule as announced by the Vote Counting Committee, whichever is earlier.

2.2. The counting of votes shall be carried out immediately after the completion of the voting. Principle of rounding on the Minutes of Vote Counting for Voting Card No. 1: round to 2 decimal places.

2.3. The vote counting results are recorded in minutes with the signatures of all members of the Vote Counting Committee. The results of the vote counting will be announced before the closing of the Meeting. The minutes of vote counting consists of the contents as prescribed by law.

3. Approving the decision of the General Meeting of Shareholders at the Meeting

The decision of the General Meeting of Shareholders in Voting Card No. 1 shall be adopted by voting at the Meeting when the minimum percentage is reached under the law and the Company's Charter:

3.1. Decisions on the class of shares and the total number of shares of each class; the change of the business lines; re-organization of the Company: with at least 65% of the total voting shares approved by the attending and voting Shareholders or Authorized Persons.

3.2. Other issues: with more than 50% of the total voting shares approved by the attending and voting Shareholders or the Authorized Persons.

3.3. Any newly arisen issue at the Meeting shall be adopted in accordance with the provisions of the Company's Charter and the provisions of Law.

4. Claim on voting and vote counting

Any complaint and inquiry about the voting and vote counting will be resolved by the Chairman of the General Meeting or the Head of the Vote Counting Committee at the meeting, if they are raised ahead of the minutes' release.